

التاج الأزرق للمفروشات (ش.ذ.م.ج.)
BLUE CROWN FURNITURE (L.L.C.)
Dubai

الأفكار الجيدة للأثاث
Better Concept Furniture
Abu Dhabi

جارنيت للديكور
Garnet Decor
Dubai

جارنيت للمفروشات والديكور (ذات مسؤولية محدودة)
GARNET FURNITURE &
DECORATION Co.(WLL)
Doha - Qatar

منجرة العيون
Ayoun Carpentry
Sharjah

BLUE CROWN FURNITURE LLC
P.O. Box 81456, Dubai - U.A.E.
Tel: 04-2978870 / 04-2397614, Fax: 04-2978871
e-mail: info@bluecrownngroup.com
www. bluecrownngroup.com

BETTER CONCEPT FURNITURE
P.O. Box 51994, Abu Dhabi - U.A.E.
Tel: 02-6798644, Fax: 02-6798611
e-mail: better9@emirates.net.ae
www. bluecrownngroup.com

GARNET DECOR
P.O. Box 98625, Dubai - U.A.E.
Tel: 04-2978870/04-2397614
Fax: 04-2978871 / 04-2397618
e-mail: info@bluecrownngroup.com
www. bluecrownngroup.com

GARNET FURNITURE & DECORATION CO. WLL
P.O. Box 31055, Doha - Qatar
Mob.: 0097 4 77786913
Tel.: +974 44364304, Telefax: +974 44362117
e-mail: garnetqatar@bluecrownngroup.com
www. bluecrownngroup.com



التاج الأزرق للمفروشات (ش.ذ.م.ج.)
BLUE CROWN FURNITURE (L.L.C.)
Dubai

Turnkey
Office solutions...



MOBEL LINEA
FURNITURE DESIGN



جارنيت للديكور
Garnet Decor
Dubai

Year - 2016
www.bluecrownngroup.com

منجرة العيون
Ayoun Carpentry
Sharjah

جارنيت للمفروشات والديكور (ذات مسؤولية محدودة)
GARNET FURNITURE &
DECORATION Co.(WLL)
Doha - Qatar

www.bluecrownngroup.com

الأفكار الجيدة للأثاث
Better Concept Furniture
Abu Dhabi



INTRODUCTION

We take this valuable opportunity to introduce BCF Group of companies as prominent dealers, distributors & manufacturer's of all types of Office Furniture, offering turnkey solutions from design & execution to supervision of projects.

We deal in state of the art office solutions, concept workstations, fabric partitions, chairs, sofas and other conventional furniture including steel cupboards and safes to suit today's fast changing business needs. With a team of young, dynamic & dedicated professionals, we offer complete office solutions to suit your budgets.

After the success of our Qatar branch, We have now extended our reach to Bahrain and Oman where we have collaborated with reputed Furnishing company Al Amal House in Bahrain and Zubair Furnishing in Oman. In this booklet you will see few samples of items that we have in our range of products.

Group GM

"Think Blue for Better Concept"



Our Major CLIENTS

UAE

- ★ Abudhabi Aviation
- ★ Abudhabi Islamic Bank
- ★ Al Ahalia Exchange
- ★ Al Ansari Exchange
- ★ Al Futtaim Group
- ★ Al Ghurair Group
- ★ Al Naboodah Contracting
- ★ Ali&Sons
- ★ AMB Building Contracting
- ★ Arabtec
- ★ Azadea Group
- ★ Belbadi
- ★ Bhatia Brothers
- ★ BMA International
- ★ Carrefour
- ★ CBI Eastern Ansalt
- ★ Cemex Falcon
- ★ Dafoos Technical Services
- ★ Darwish Engineering & Consultants
- ★ Dubai Islamic Bank
- ★ Dubai Maritime City
- ★ Dubai Police
- ★ Eagle Electro Mechanical
- ★ Emaar Mall Groups
- ★ Emigra
- ★ Emirates Civil Aviation, Dubai
- ★ Emirates Flight Catering, Dubai
- ★ G S Engineering
- ★ Graphic International
- ★ Gray Machenzie & Partners
- ★ Hon'bl Ruler's Court Ajman, UAE
- ★ J.T.Metro- Dubai
- ★ Kentz Engineering & Construction
- ★ Khansaheb Civil Engineering LLC
- ★ Kharafi National
- ★ Khidmah
- ★ Larsen & Turbo Limited

- ★ MAB International
- ★ Mohamed Omar Bin Haider Group of Companies
- ★ Oger Abudhabi
- ★ Petrofac
- ★ Pharma Trade LLC
- ★ Polensky & Zolner
- ★ Saif Bin Darwish
- ★ Samsung C & T Corporation
- ★ Samsung Engineering
- ★ Seidoo General Contracting
- ★ Serex International
- ★ Seven Seas Ship Chandlers LLC
- ★ Shapoorji Pallonji Middle East
- ★ Sharp Middle East
- ★ Sheikh Khalifa Medical Group
- ★ Six Construct
- ★ Sorouh Real Estate
- ★ Stryker Middle East
- ★ Tabreed Abudhabi
- ★ Target Engineering
- ★ Technical Parts Co.
- ★ Technomak
- ★ Transguard Group
- ★ Transgulf Electro Mechanical LLC
- ★ Tyco Fire & Safety
- ★ Veco Engineering LLC
- ★ Wade adams Contracting LLC, Dubai
- ★ Wall Street Exchange- Dubai Mall
- ★ Weir Oil Gas Services
- ★ Western Union

- ★ Alcatel-Lucent France Qatar Branch
- ★ Aljjarah Limousine
- ★ Amin Yachts
- ★ Arabian MEP Contracting WLL
- ★ CCL Qatar WLL
- ★ Debbas Qatar
- ★ Doha Marketing Services Co.
- ★ Ericsson AB
- ★ Gulf Contracting Co
- ★ Gulf Warehousing Company QSC
- ★ Hamad and Mohamed Al-Futtaï Co.
- ★ Hitachi Plant Qatar
- ★ Hyundai Engineering
- ★ Jotun Paint Qatar
- ★ Larsen & Turbo Ltd. (Qatar)
- ★ Masraf Al Rayan
- ★ Mid Contracting Co.
- ★ Private Office
- ★ Qatar 2022 Supreme Committee
- ★ Qatar Design Consortium
- ★ Qatar First Investment Bank
- ★ Qatar Railways Company
- ★ Redington
- ★ Six Construct
- ★ Supreme Council for Family Affairs
- ★ Trans Gulf International Electro Mechanical WLL
- ★ United Ready Mix
- ★ VLCC International LLC
- ★ Zublin International Qatar LLC

QATAR

- ★ Al Ahi Hospital
- ★ Al Futtam Cention
- ★ Al Mana Group
- ★ Al Nakheel Agriculture & Trading WLL
- ★ Al Rayyan for Media & Marketing Co.

OMAN

- ★ Carrefour-Salah
- ★ Dalmia
- ★ Larsen & Turbo
- ★ NBAD-Muscat
- ★ Red Tag
- ★ Fine Tech Interior & Decoration

BAHRAIN

- ★ Al Amal House Trading
- ★ Siemens
- ★ Novo Cinema
- ★ Shura Council
- ★ Dakin

CONTENTS



1 - 5
Executive Desks



6
Workstations



7 - 8
Reception Counters



9 - 11
Conference Table



12
Meeting Table



13
Coffee Table



14
Accessories



15 - 16
MARS - Beech, Grey, Cherry & White



17 - 18
Beta/Genesis/AT - Beech, Cherry, Grey & Mahogany



19
Mobel Linea Series



20
Sharp



21 - 22
Concept Series



23
TFI Series



24
Metallica Series



25
Mobile Shelving



26
BenQ



27
Fire Resistant Safe



28
Godrej Fire Resistant Safe



29 - 31
Metal Products



32
Office Accessories



33 - 34
Partition System



35
Garnet Decor - Interior Project



CONTENTS



1 - 5
Executive Desks



6
Workstations



7 - 8
Reception Counters



9 - 11
Conference Table



12
Meeting Table



13
Coffee Table



14
Accessories



15 - 16
MARS - Beech, Grey, Cherry & White



17 - 18
Beta/Genesis/AT - Beech, Cherry, Grey & Mahogany



19
Mobel Linea Series



20
Sharp



21 - 22
Concept Series



23
TFI Series



24
Metallica Series



25
Mobile Shelving



26
BenQ



27
Fire Resistant Safe



28
Godrej Fire Resistant Safe



29 - 31
Metal Products



32
Office Accessories



33 - 34
Partition System



35
Garnet Decor - Interior Project



BCF 001 - IML - EXECUTIVE



Size : (W2400 x D1100 x H750)
 : (W2100 x D950 x H760)
 : (W1800 x D800 x H760)



BCF 002 - IML OF 4741 / 4742 / 4743



Size : (W2400 x D1030 x H760)
 : (W2100 x D950 x H760)
 : (W1800 x D800 x H760)

BCF 003 - FE - 2



Size : (W2000 x D 800 x H750)
 : (W1800 x D 800 x H750)
 : (W1600 x D 800 x H750)

BCF 004 - IML OF 4731 / 4732 / 4733



Size : (W2400 x D1050 x H760)
 : (W2200 x D950 x H760)
 : (W1900 x D800 x H760)



Executive DESK

BCF 005 MES - 1803



Size : (W2000 x D800 x H750)
:(W1800 x D800 x H750)
:(W1600 x D800 x H750)

Finish : Mahogany

BCF 007 - GD - 2027



Size : (W2000 x D900 x H750)

Finish : Mahogany Cherry

BCF 007A - MB 8007



Size : (W1600 x D800 x H750)

Finish : Mahogany

BCF 006 - BFT 1205



Size : (W2400 x D1000 x H750)
:(W2200 x D900 x H750)
:(W2000 x D900 x H750)
:(W1800 x D900 x H750)
:(W1600 x D800 x H750)

Finish : Dark Walnut - Gloss / Mat Finish

BFT 1205 - BC



Size : (W800 x D400 x H1920)



BCF 008 - FE - 9



Size : (W2000 x D800 x H750)
:(W1800 x D800 x H750)
:(W1600 x D800 x H750)

Finish

- Wenge
- Brown
- Maple
- Cherry
- Light Beech



Executive DESK

BCF 009 - BFT 1204



Size : (W2400 x D750 x H750)
:(W2200 x D750 x H750)
:(W2000 x D750 x H750)
:(W1800 x D750 x H750)
:(W1600 x D750 x H750)

Finish : 
Zebano Finish

BCF 011 - MES 2208



Size : (W 2000 x D 800 x H 750)
:(W 1800 x D 800 x H 750)
:(W 1600 x D 800 x H 750)

Finish : 
Mahogany

BCF 010 - AH 25124



Size : (W 2400 x D 1000 x H 750)

Finish : 
Redica Walnut
Leather - Beech / Green / Black

BCF 012 - MES 1404



Size : (W1400 x D700 x H750)

Finish : 
Mahogany



Executive DESK

BCF 013 - MES 1830




MES 150 A



Size : (W 800 x D 400 x H 2000)



Size : (W 2000 x D 800 x H 750)
: (W 1800 x D 800 x H 750)
: (W 1600 x D 800 x H 750)

Finish :  Mahogany

BCF 015 - MB 3921



Size : (W 2000 x D 1000 x H 750)

Finish :  Mahogany

BCF 014 - HP - Classic
Full Height cabinet G/WW - door



Size : (W 1800 x D 800 x H 750)

Finish :  Cherry

BCF 016 - CH 20622



Size : (W 1800 x D 800 x H 750)
: (W 1600 x D 800 x H 750)

Finish :  Mahogany



Executive DESK

■ BCF 013A - BFT OD 2004



Size : (W 2000 x D 1000 x H 750)
: (W 1800 x D 900 x H 750)
: (W 1600 x D 800 x H 750)

Finish : ■
Wenge

■ BCF 014A - BG 200A49



Size : (W 2000 x D 1000 x H 760)

Finish : ■
Mahogany

■ BG 80C16



Size : (W 800 x D 400 x H 2000)

■ BCF 016A - BFT OD 82



Size : (W 2000 x D 1000 x H 750)
(W 1800 x D 900 x H 750)
(W 1600 x D 800 x H 750)

Finish : ■
Wenge

■ BFT CT 011B



Size : (W 600 x D 600)

■ BCF 015A - BG 92



Size : (W 1800 x D 900 x H 760)

■ BCF 015B - BG 60R
BCF 015B - BG 120R

Size : (W 600 x D 600)
(W 1200 x D 600)



BCF 017 - AH - 214 - 2 - F - CY - 01



Size : (W 1400 x D 1200 x H 750)

Finish : 

Wenge Cherry Oak

Cluster of two face to
face desk with white powder
coated metal leg:
191 Series Metal Leg

BCF 018



Single Table Size:

(W 1200 x D 600/800 x H 750)

(W 1400 x D 600/800 x H 750)

(W 1600 x D 600/800 x H 750)

Cluster Table Size:

(W 1200 x D 1600 x H 750)

(W 1400 x D 1600 x H 750)

(W 1600 x D 1600 x H 750)

BCF 019 - Workstation with Fabric Partition



Size : (W 1200 x D 600 x H 750 + Partition)

BCF 020 - Custom Made Running Wooden Table with Wooden Partition



Size : (W 1500 x D 750 x H 750 + Partition)

BCF 021 - Curved workstation with Half Glass Fabric Partition



Size : (W 1600 x D 1600 x H 750 + Partition)



Reception COUNTERS

BCF 022 - CE 001



Size : (W 1600 x D 800 x H 1100)

Finish : 
Cherry



BCF 023 - OS 391 / QP 71



Size : (W 1800 x D 700 x H 1100)

Finish : 
Mahogany

BCF 024 - QP 70 - RECEPTION COUNTER



Size : (W 2000 x D 800 x H 750)

Finish : 
Mahogany

BCF 025 - DF 0104



Finish

-  Wenge
-  Brown
-  Maple
-  Cherry
-  Light Beech

Size : (W 2000 x D 700 x H 1100)




Reception COUNTERS

BCF 026 - CIFH 012



Size : (W 1400 x D 760 x H 1050)
: (W 1600 x D 760 x H 1050)
: (W 1800 x D 760 x H 1050)

Finish : 
Beech



BCF 027 - CIFH 007



Size : (W 1600 x D 700 x H 1000)
: (W 2000 x D 700 x H 1000)
: (W 2400 x D 700 x H 1000)

Finish : 
Mahogany



BCF 028




Size : (W 1600 x D 800 x H 1150)
: (W 1800 x D 800 x H 1150)

BCF 029 - BFT 830



Size : (W 1400 x D 750 x H 1100)
: (W 1600 x D 750 x H 1100)
: (W 1800 x D 750 x H 1100)

Finish : 
Wenge

BCF 029A - QF 73



Size : (W 1400 x D 700 x H 1100)

Finish : 
Mahogany

■ BCF 030 - V10 Leg without adjustment



Size : (W 2400 x D 1200 x H 7500)



■ BCF 031 - CB - 006



Size : (W 2000 x D 1000 x H 750)
: (W 2400 x D 1000 x H 750)

Finish :  Mahogany

■ BCF 032 - GD - 247



Size : (W 2400 x D 1000 x H 750)

Finish :  
Mahogany Cherry

■ BCF 033 - CF - 002



Size : (W 5150 x D 1500 x H 750)
Size : (W 3650 x D 1500 x H 750)

Finish :  
Mahogany Cherry



Conference TABLES

BCF 034 - CONCEPT - 240




Size : (W 2400 x D 1200 x H 750)

Finish :  
Beech Gray

BCF 035 - CONNEXION - 180/240




Size : (W 2400 x D 1200 x H 750)
(W 1800 x D 1000 x H 750)



BCF 036 BFT - M8024



Size : (W 2400 x D 1200 x H 750)

Finish : 
Wenge

BCF 037 - EM331X4+EM373X4



Size :
(W 900 x D 600 x H 750)

Two Piece Beauty

Can be combined together to make conference desk of any size and design. Really a boon to customers!

Size : (W 3000 x D 1200 x H 750)

Finish :  
Golden Walnut Black Spray Paint

BCF 037A - BFT 1211



Size : (W 2400 x D 1200 x H 750)
(W 3200 x D 1200 x H 750)
(W 3600 x D 1200 x H 750)
(W 4800 x D 1200 x H 750)

Finish : 
Zebra

BCF 038 - CB - 003



Size : (W 3800 x D 1600 x H 750)
 (W 3000 x D 1600 x H 750)
 Finish :  Mahogany

BCF 039 - CH 40847



Size : (W 3300 x D 750 x H 750)
 (W 4700 x D 750 x H 750)
 (W 6100 x D 750 x H 750)
 Finish :  Mahogany

Wire Management Accessories



CUSTOM MADE CONFERENCE DESKS

BCF 040 - H - 5034



Size : (W 2400 x D 1200 x H 750)
 (W 2000 x D 1200 x H 750)
 Finish :  Mahogany

BCF 041



Size : (W 2400 x D 1200 x H 750)

BCF 041 A



Size : (W 3800 x D 1200 x H 750)



Meeting TABLES

BCF 042 - MAR - 150



Size : (Dia:1500 x H 750)
Finish :  
Beech Grey

BCF 043 - MES - H - 0512



Size : (Dia:1200 x H 750)
Finish : 
Mahogany

BCF 044 - MES - H - 0112



Size : (Dia:1200 x H 750)
Finish : 
Mahogany

BCF 045 - Glass meeting table



Size : (Dia:1200 x H 750)

BCF 046 - CH 41615 - 150 DIA Hexagonal



Size : (Dia:1500 x H750)
FINISH :  
Mahogany Cherry

BCF 047- Concept - RDT - R2 - 1200



Size : (Dia:1200 x H750)
FINISH :  
Beech Grey

■ BCF 048 - COCO - 120 x 60



Size : (W 1200 x D 600) + Glasstop
Finish : Fabric, PVC or Leather, Upholstered

■ BCF 049 - COCO - 60 x 60



Size : (W 600 x D 600) + Glasstop
Finish : Fabric, PVC or Leather, Upholstered

■ BCF 050



Size : (W 600 x D 600)
(W 1200 x D 600)

■ BCF 051 - CT 03D



Size : (W 600 x D 600)
(W 1200 x D 600)

■ BCF 052 - CH T001



Size : (W 600 x D 600)
(W 1200 x D 600)

YF 10018

■ BCF 053 - GD - WOOD & GLASS



Size : (W 600 x D 600)
(W 1200 x D 600)

Finish : ■ Mahogany ■ Cherry

■ BCF 054 - Sj - 112 5



Size : (W 600 x D 600)
(W 1200 x D 600)

■ BCF 055 - GD - WOOD



Size : (W 600 x D 600)
(W 1200 x D 600)

Finish : ■ Mahogany ■ Cherry



RM - Cylindrical Chrome Leg



RM - Square Chrome Leg



TS - Metal Legs



Vi18 - Full Frame White Coated

TS - Wire Holder



Ø 62 x H 800

TS - Over Head Cabinet



Size : (W 800 X D 400 X H 400)

NES Wire Management Series



Overhead Cabinet



Size : (W 800 X D 400 X H 400)

TS - Wire Management Tray



TS - Brackets



NES - Wire Management Panel



3 Power

NES - Flip Cover



Size: (W 490 x D 130) (W 250 x D 120)

TS - Metal Legs



211 White Coated Metal Legs

TS - Metal Legs



DF - 72

TS - Metal Legs



106 Double HT Adjustable

NES - Wire Management Panel
Code - PDU2UK2D2



2 Power, 1 Data, 1 Voice

NES - Wire Management Panel



3 Power, 3 Data, 1 Voice, 1 VGA, HDMI



BCF 056



Size : (MA 160 + MA M2 + MA120 + MA H3 + JCT 89 + M5725)

BCF 056A



Size : (W 1600 x D 1600 x H 750)

BCF 057



MAB 2020WD

BCF 058



MAB 124WD

BCF 059



MAB 820WD

BCF 060 - (MA 1800 x 4 + MAR 150)



Size : (W 5100 X D 1500 X H 750)
: (W 3300 X D 1500 X H 750)

Finish : Beech Grey

BCF 061 MA1612



Size : (W 1600 X D 1200 X H 750)

Finish : Beech Grey

BCF 062



Size : MAB 1612 + MAB DHP + MAB H3

Finish : Beech Grey



MAB 120 + MAB H3



MAM
Size : (W 1400 x D 700 x H 750)



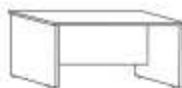
Mars

Beech, Grey, Cherry & White



WRITING TABLE

MA 120 1200x750x750
MA 140 1400x750x750
MA 150 1500x750x750
MA 160 1600x750x750
MA 180 1800x750x750
MA 180 1800x900x750



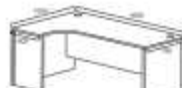
WRITING TABLE

MA 125 1500 x 600 x 750



FREE SIDE RETURN

MA 1245 1200 x 450 x 680



UNIVERSAL WORKSTATION (L)

MA 1612 (L) 1600 x 1200 x 750 x 600



UNIVERSAL WORKSTATION (L)

MA 1612 (L) 1600 x 1200 x 750 x 600



THREE QUARTER CIRCLE

MA 100C (L) 1000 x 700 x 750



THREE QUARTER CIRCLE

MA 100C (R) 1000 x 700 x 750



HALF ROUND TABLE

MAHR 157 1500 x 750 x 750



ROUND CONFERENCE TABLE

MARY 150 C (1500 x 750)
(MA HR 157 x 2)



OVAL CONFERENCE TABLE

MA 2315 3300 x 120 x 750
(MA 180 x 2 + MARY150)



OVAL CONFERENCE TABLE

MA 1900 1800 x 900 x 750



CONNECTION TOP BASE

MA 1070 1070 x 600 x 725



CONNECTION TOP

MA 1115 1100 x 1100 x 725



CONNECTION TOP

JCT 880 (L) 1000 x 800 x 725



CONNECTION TOP

JCT 840 (R) 1000 x 600 x 725



CONNECTION TOP

JCT 80150 800 x 1000 x 725



CONNECTION TOP

JCT 30 80 x 750 x 725



METAL STAND

MS 705 075 x 1120



PENCIL TRAY

PT 343 x 165 x 30



KEYBOARD TRAY

KT



HANGING PEDESTAL (HS)

MA 167 400 x 485 x 445



MOBILE PEDESTAL (MZ)

MA 402 400 x 471 x 504



MOBILE PEDESTAL (ME)

MA 407 400 x 471 x 594



DESK HEIGHT PEDESTAL

MA DHP 400 x 600 x 730



RETURN DRAWER (RD)

MA 02 400 x 380 x 315
(FOR MA 120 MA 1245)



PAPER RACK FOR SIDE RETURN

MA 1245D 400 x 380 x 315
(FOR MA 120 MA 1245)



BASE

MA D15E 707 x 307 x 85
(FOR MA 600 MA 605S
MA 124 MA 2020 W)



OPEN SHELF CABINET

MA 600 707 x 400 x 620



SLIDING DOOR CABINET

MA 650 757 x 400 x 620



FILE CABINET

MA 124 757 x 400 x 1200



HIGH CABINET WITH WOODEN DOOR

MA 2020W 757 x 400 x 2020



WOODEN DOOR

MA 029MD 771 x 376 x 18
(FOR MA 620)



WOODEN DOOR

MA 1245D 1151 x 376 x 18
(FOR MA 124)



GLASS DOOR

MA 1245D 1147 x 376 x 8
(FOR MA 124)



GLASS DOOR

MA 029MD 767 x 376 x 8
(FOR MA 620)

BCF 063



GE 150 + GE15+2 x (GE88 + 88 + GE CCT) +2 x (GE 120 + GE 12)

BCF 070



GE 180 + GE H3

BCF 071



BE 180 + BE H3

BCF 072



AT 120 + AT H3

BCF 073



BCF 074



ATV 1810

BCF 064



GE 3012

BCF 065



BE 3012

BCF 066



GE 1200

BCF 067



BE 1812

BCF 068



GE 1812

BCF 069



Size: (W 1400 x D 1400 x H 750)

BCF 075



GE 841GD

BCF 076



GE 842

BCF 077



GES 808

BCF 078



GE M3




Beta/Genesis/AT

Beech, Cherry, Grey & Mahogany



WRITING TABLE
GE 12B 1200x850x750
GE 12D 1200x850x750
GE 14D 1800x850x750
GE 15B 1900x850x750
GE 16B 2000x850x750
GE 16D 1900x850x750
GE 18B 1800x850x750



FREE SIDE RETURN
GE 12B 1350x450x690



SIDE TABLE
GE 10B 1035x450x640



COUNTERISER
GE 12 1200x300x000
GE 14 1400x300x000
GE 15 1500x300x000
GE 16 1600x300x000
GE 18 1800x300x000



CONFERENCE TABLE
GE 1812 1800x1200x750
GE 1810 1800x1050x750
GE 1512 1500x1200x750
GE 1510 1500x1050x750



OVAL CONFERENCE TABLE
GE 3010 GE 1812 + GE 1000
3000x1200x750
GE 3016 GE 1810 + GE 1000
2800x1950x750
GE 2712 GE 1512 + GE 1200
2700x1200x750
GE 2716 GE 1810 + GE 1000
2500x1020x750



COMPUTER TABLE
GE 200 1200x850x750



ROUND CONFERENCE TABLE
GE 1000 DIA 1000x750
GE 1200 DIA 1200x750



**ROUND CONFERENCE TABLE
(METAL BASE)**
GE 1000 M DIA 1000x750
GE 1200 M DIA 1200x750



SWING DOOR CABINET
GEW 806 706x495x820



SLIDING DOOR CABINET
GES 806 796x445x820



WARDROBE
GE908 736x402x1735



BOOK SHELF
GE241 706x400x1735



OPEN SHELF CABINET
GE068 796x400x820



HANGING PEDESTAL
GE 143 603x920x480



MOBILE PEDESTAL
GE M5 415x495x800



HANGING PEDESTAL
GE H3 405x300x480



HANGING PEDESTAL
GE S2 405x370x480



MOBILE PEDESTAL
GE M2 415x495x860



FILING DRAWER
GE P02 462x572x694



FILING DRAWER
GE FD 462x675x347



SIDE CABINET
GE 20C 1000x495x640



**GE OGD
GLASS DOOR FOR GE008**
375 x 765 x 9



**GE CCT
COUNTERISER WITH
CONNECTION TOP**
1200 x 830 x 1050
BLACK COLOR SPRAY



**GE BB
CONNECTION TOP WITH
BASE PANELS**
800 x 800 x 750
BLACK COLOR SPRAY



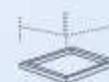
**GE RBB
ROUND CONNECTION TOP
WITH BASE PANELS**
800 x 800 x 750
BLACK COLOR SPRAY



**GE RCT
ROUND CONNECTION TOP**
800 x 800
BLACK COLOR SPRAY



**GE CT
CONNECTION TOP**
800 x 800
BLACK COLOR SPRAY



**GE B0
FILING DRAWER BASE**
460 x 550 x 75



**GE PT
PENCIL TRAY
(SAME AS AT RO PT)**
1030 x 453 x 640



BARCELONA - EU

Mobel linea SERIES

BCF 079 - Open Series



Size : (W 1320 x D 660)

Size : (W 2000 x D 900 x H 750)

Finish : Zabrano



BCF 080 - TAK



Size : (W 1800 x D 1000 x H 750)

Finish : Zabrano

BCF 081 - STAR



Size : (W 1800 x D 800 x H 750)

Finish : Wenge



BCF 082 - Open Series Conference Desk



BCF 083 - Tono Series



Size : (W 1800 x D 1600 x H 750)
(W 1600 x D 1600 x H 750)

BCF 083 A - Open Series



Size : (W 1580 x D 570 x H 610)

Finish : Zabrano

BCF 084 - Open Series



Size : (Dia: 1300 x H 750)

Finish : Zabrano



Advanced functionality and impressive quality

Sharp



SHARP



MX-2314N

SPEED: 23PPM
DIGITAL A3 COLOR COPIER
N/W PRINTER & COLOR SCANNER
RADF, 2 PAPER TRAYS & STAND
FAX (Optional)



AR-6023N

SPEED: 23PPM
DIGITAL A3 B/W COPIER
N/W PRINTER,
COLOR SCANNER,
RADF, 2 PAPER TRAYS



AR-6020

SPEED: 20 PPM
DIGITAL A3 B/W COPIER
USB PRINTER,
COLOR SCANNER,
1 PAPER TRAY



MX-M232D

SPEED: 23PPM
DIGITAL A3 B/W COPIER
N/W PRINTER
RADF, 2 PAPER TRAYS
FAX (Optional)

N/W - NETWORK, RADF - REVERSING AUTOMATIC DOCUMENT FEEDER, B/W - BLACK & WHITE

MULTIFUNCTION PRINTERS FOR ADVANCED BUSINESS



BCF 085



CWL - 150150 + PS + SP AF

BCF 086 - WSDP 18090



Size : (W 1800 X D 900 X H 750)

BCF 087



SC - 95G

BCF 088



SC - 85G

BCF 089



SC - 81G

Size : (W 800 X D 450 X H 1650) Size : (W 800 X D 450 X H 1450) Size : (W 800 X D 450 X H 850)

BCF 090 - MSSP



MSSP - 15075 - (W 1500 X D 1650 X H 750)
MSSP - 18075 - (W 1800 X D 1650 X H 750)

BCF 091 - WMP - 12075



Size : (W 1200 X D 750 X H 750)

BCF 092



Size : (W 1500 X D 1500 X H 750)

WOOD
FINISH



BCF 093 - TS 106 Double HT adjustable legs



BCF 094 - FE - 45 L Shape Desk TS 106 Double HT adjustable legs



BCF 095 - FE - 75



BCF 096 - VI - 18



Size: (W 1500 X W 1500 X H 750)

BCF 097 - BJS - 815 - D



Size: (W 1800 X D 1500 X H 750)

BCF 098

Cluster of 6 face to face desk - BJS Leg





Metallica SERIES

BCF 099 DCOA 08 - 03



Size: (W 1400 - 1800 X D 1500 - 1900 X H 750)

BCF 100 DCOA 08 - 01



Size: (W 1400 - 1800 X D 750 - 1000 X H 750)

BCF 101 DC02-03



DC - 02 - 03 Metal frame

Size: Dia (1200 x H 750)

BCF 103 - DCOA 08-07A



BCF 102 - DCOA 08-07



Size: (W 1400 x D 750 x H 750)

BCF 103 A - DD(12-01 / DD 02



Manual & Electrical Seat & Stand Desk (Height adjustable)



DCOA - 08 - 03 Metal frame with adjustable cable tray and panel
Size: (W 1350 - 1750 X D 1480 - 1880 X H 720)



DCOA - 08 - 01 Metal frame with adjustable cable tray and panel
Size: (W 1350 - 1750 X D 750 - 1000 X H 720)



DCOA - 08 - 07 Metal frame with adjustable cable tray and panel
Size: (W 2500 - 3100 X D 2500 - 3100 X H 720)

Finish	
■	Wenge
■	Brown
■	Maple
■	Cherry
■	Light Beech



Mobile SHELVING

BCF 104 - Manual Mobile Shelving System



FEATURES

- Increasing 80% of storage area by omission of aisles
- Easy access to all documents.
- Integral security system by having central lock and door.
- Standard units are available in different dimensions, consisting of 4,6 and 8 shelving per unit with adjustable shelves.
- Each shelf can be loaded up to 150 kgs. (U.D.L.)
- Variety of design to suit any environment.
- Available in different colors by epoxy powder coating.
- Easy and manual operation by one person.
- Guarantee and after sales services.
- Minimal maintenance.



APPLICATIONS

Offices	Banks
Book Stores	Hospitals
Tools Stores	Libraries
Archives	Warehouses



Hospital

Passport Tray





BenQ double side display signage



The world's slimmest aero-thin panel design, set at less than 23.4mm

BenQ interactive flat panel

Pre-installed annotation, media player & office applications to empower every business presenter, supports window, mac, linux & chrome operating systems touch driver-free



BenQ bar type display

24/7 operation - An amazing life of 50,000 hours translated to year of non-stop display service



The New Classroom with BenQ Interactive Touchscreens

Total Eye care solution - Anti glare display to (TUVcertified) FLICKER FREE & LOW BLUE LIGHT technologies



Recommended applications:

- ★ Corporate, Education, Retail, Hospitality, Restaurants, Entertainment, Exhibition, Transportation, Medical

Software Solution

- ★ X-S ign, WPS, Multimedia, Utility Tool, Zoom, MDA, Color calibration, EZ-suite, Omnitapps, Display note

BCF 105



VAL BM 1993

BCF 106



VAL BM 1951

Model No.	Outside H x W x D (mm)	Inside H x W x D (mm)	Weight	Capacity	Shelf
VALBERG BM 1993	1950 X 930 X 520	1800 X 820 X 420	142 Kg	638	4 pcs.
VALBERG BM 1951	1950 X 1250 X 520	1780 X 1140 X 405	200 Kg	822	4 pcs.

BCF 111



Model No.	Outside H x W x D (mm)	Inside H x W x D (mm)	Weight
FRF 4	1464 X 559 X 811	250 X 393 X 613	360 Kg
FRF 3	1116 X 559 X 811	250 X 393 X 613	285 Kg
FRF 2	767 X 559 X 811	250 X 393 X 613	210 Kg

BCF 119



FRS 120

BCF 120



FRS 133

BCF 121



FRS 165

Model No.	Outside H x W x D (mm)	Inside H x W x D (mm)	Weight	Capacity	Shelf
FRS 120	1270 X 711 X 581	1034 X 546 X 403	250 Kg	229	2 pcs.
FRS 133	1406 X 711 X 581	1170 X 546 X 405	310 Kg	259	2 pcs.
FRS 165	1723 X 711 X 581	1487 X 546 X 405	370 Kg	329	3 pcs.

HOTEL
SAFE

BCF 107



T 17 EL

BCF 108



T 23 EL

BCF 109



T 28 EL

BCF 110



T 40 EL

Model No.	Outside H x W x D (mm)	Inside H x W x D (mm)	Weight	Capacity	Shelf
T 17 EL	170 X 260 X 252	167 X 257 X 175	5	7	1 pc.
T 23 EL	230 X 300 X 277	227 X 297 X 200	7	13	1 pc.
T 28 EL	280 X 340 X 317	276 X 336 X 240	10	22	
T 40 EL	400 X 400 X 377	396 X 396 X 300	20	47	1 pc.

Model No.	Outside H x W x D (mm)	Inside H x W x D (mm)	Weight	Capacity	Shelf
FRS 30	301 X 430 X 345	193 X 326 X 236	34	15	Tray
FRS 32	320 X 445 X 425	212 X 341 X 296	38	21	Tray
FRS 49	495 X 361 X 425	387 X 257 X 296	48	29	1+Tray
FRS 51	515 X 445 X 425	407 X 341 X 296	55	38	1+Tray
FRS 67	732 X 485 X 430	527 X 346 X 301	95	49	1 pc.
FRS 75	811 X 485 X 450	607 X 346 X 301	109	64.5	1 pc.
FRS 93	991 X 563 X 450	786 X 426 X 301	145	98	2 pcs.

BCF 112



FRS 30

BCF 113



FRS 32

BCF 114



FRS 49

BCF 115



FRS 51

BCF 116



FRS 67

BCF 117



FRS 75

BCF 118



FRS 93



BCF 122 - FR - 445

BCF 123 - FR - 560

BCF 124 - FR - 720

BCF 125 - FR - 1060



SERIES	EXTERNAL DIMENSION (mm)			INTERNAL DIMENSION (mm)			WEIGHT KG
	H	W	D	H	W	D	
BCF - FR-445	684	508	500	446	560	720	125
BCF - FR-560	764	590	590	560	450	355	160
BCF - FR-720	924	590	590	720	450	355	190
BCF - FR-1060	1264	590	590	1060	450	355	250

BCF 126 - GD - FRFC



SERIES	EXTERNAL DIMENSION (mm)			WEIGHT KG
	H	W	D	
4-DRAWERS	1600	552	805	470
3-DRAWERS	1218	552	805	370
2-DRAWERS	836	552	805	240
1-DRAWER	454	552	805	110

BCF 127 - GD - MATRIX



SERIES	EXTERNAL DIMENSION (mm)			INTERNAL DIMENSION (mm)			WEIGHT KG
	H	W	D	H	W	D	
BCF-GD-MATRIX-3016	892	536	546	762	406	305	340
BCF-GD-MATRIX-2414	740	486	546	610	356	305	305
BCF-GD-MATRIX-1814	588	486	546	458	356	305	255
BCF-GD-MATRIX-1212	435	590	521	305	305	280	185

■ BCF 128 - XL - 101 - SW



(W)920 X (D)460 X (H)1800

■ BCF 129 - XL - 101 - SS



(W)900 X (D)445 X (H)1850

■ BCF 130 - XL - 101 - SG



(W)900 X (D)445 X (H)1850

■ BCF 131 - XL - 110 - SW



(W)920 X (D)480 X (H)1830

■ BCF 132 - XL - 102 - SW



(W)920 X (D)460 X (H)1015

■ BCF 133 - XL - 102 - SS



(W)900 X (D)445 X (H)1015

■ BCF 134 - XL - 102 - SG



(W)900 X (D)445 X (H)1015

Standard Colours

	Beige
	Grey



Metal PRODUCTS

BCF 135 - XL 401ST



(W)1200 X (D)750 X (H)750

BCF 136 - XL 402 - ST



(W)1600 X (D)750 X (H)750

BCF 137 - XL 403ST - L SHAPE



(W)1600 X (D)750 X (H)750

BCF 141 - XL 305 - ST

BCF 142 - XL 201 - RD



Metal with Wood Front

BCF 146 - XL 304 - ST

BCF 138 - XL 302 - ST

BCF 138 - XL 302 - ST



BCF 142 - XL 201 - ST

BCF 143 - XL 202 - ST

BCF 144 - XL 203 - ST

BCF 145 - XL 204 - ST

BCF 146 - XL 206 - ST



MODEL	DIMENSION (mm)		
	W	D	H
BCF-XL 302ST	465	645	730
BCF-XL 303ST	465	645	1025
BCF-XL 304ST	465	645	1320
BCF-XL 305ST	465	645	1615
BCF-XL 306ST	465	640	1330

MODEL	DIMENSION (mm)		
	W	D	H
BCF-XL 201ST	375	458	1802
BCF-XL 202ST	375	458	1802
BCF-XL 203ST	375	458	1802
BCF-XL 204ST	375	458	1802
BCF-XL 206ST	375	458	1802

BCF 147 - Slotted Angle Shelving



To Keep - Box files & Normal Tools

Size : (W900 x D300 x H1800-2400)
 : (W900 x D450 x H1800-2400)
 : (W900 x D600 x H1800-2400)

BCF 148

MEDIUM & HEAVY DUTY



To Keep - Heavy Duty Tools

BCF 149 - Bunk Bed & Single Bed



BCF 150 - Plan Filing Cabinet



Size (W 1400 x D 450 x H 965)

BCF 151 - Key Cabinet



60 keys, 80 keys, 120 keys, 180 keys & 240 keys

BCF 152 - Folding Table



Size : (W1800 x D900 x H750)
 : (W1800 x D750 x H750)
 : (W1600 x D750 x H750)



Office ACCESSORIES

BCF 153 - Drawing Trolley with Hanger



Size : A 'O' and A 'I'



BCF 154 - Pin Board / Cork Board



Size : (600 x 450 mm)
(600 x 900 mm)
(900 x 1200 mm)
(900 x 1800 mm)
(1200 x 1800 mm)

BCF 155 - Magnetic White Board



Size : (900 x 1200 mm)
(900 x 1800 mm)
(1200 x 1500 mm)
(1200 x 1800 mm)
(1200 x 2400 mm)

BCF 156 - Drawing Stand



BCF 157 - Tambour door cabinet



Size : BCF 157 - (W 1000 X D 480 X H 1910)
BCF 158 - (W 1000 X D 480 X H 1610)
BCF 159 - (W 1000 X D 480 X H 1000)

BCF - 160 - H8016A - PODIUM



Size : (W 650 x D 500 x H 1200)
Colour : Rose Wood / Cherry

BCF - 161 - H 80270 - PODIUM





Partition SYSTEMS

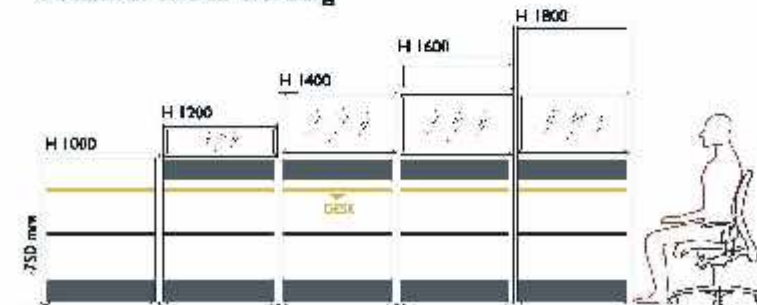
Dynamic looking Workstations have never been this neat and organized. Intelligent hidden panelling for wires, sleek accessories for IT Tools, Well throughout ducts for cables are just some of the numerous features to boost your personal productivity!

Code - HOBS



STANDARD PANEL SIZE

Bottom & Center Trunking



20 mm Thickness

Panel width : 450, 600, 750, 900, 900, 1000, 1050, 1200, 1350, 1500(mm)

Panel Height: 1000, 1100, 1200, 1400, 1600, 1800(mm)

Cable channel height : 100 mm fix

30 mm, 40 mm, 60 mm, Thickness

Panel width : 450, 600, 750, 800, 900, 1000, 1050, 1200, 1350, 1500(mm)

Panel Height: 1000, 1100, 1200, 1400, 1600, 1800(mm) & full height partition

Cable channel height : 100 mm fix



Glass on top



Polycarbonate on top



Magnetic white board on top



Power Point



Accessories rail 20mm panel tile



Melamine tile Fabric

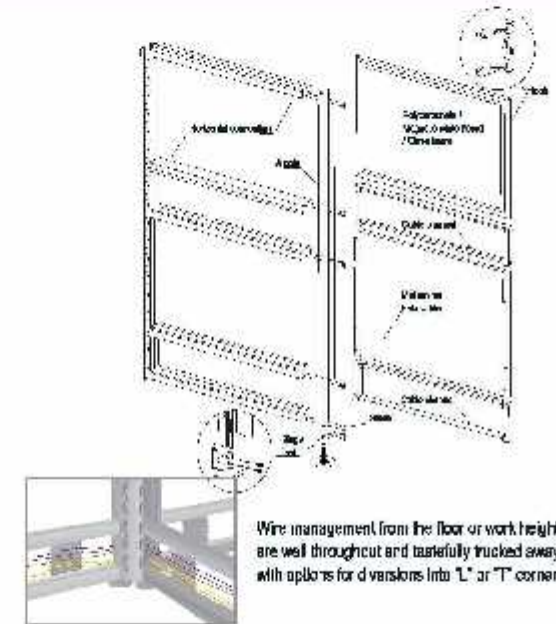


RMD - SERIES

Partition SYSTEMS



Solid Structures of the panel





TURNKEY THE OFFICE SOLUTIONS

- Interior Design
- Light Fixtures
- Wall Covering
- Carpentry
- Carpet Tiles
- Flooring Products
- Suspension Ceilings
- Venetian & Vertical Blinds
- Painting
- Electrical Services
- PVC & Ceramic Flooring
- Parquet Flooring
- Raised Access Floor Systems
- Demountable Partitions
- Ceilings
- Ceramic Tiles

